

## Wavelength Range 200nm -1100nm 2048 Pixels Spectrometer With Type M C-T Light Path

Our Product Introduction

for more products please visit us on [spectralanalyser.com](http://spectralanalyser.com)

### Basic Information

- Place of Origin: CHINA
- Brand Name: JINSP
- Certification: CE
- Model Number: SR75C
- Minimum Order Quantity: 1
- Price: Negotiable
- Packaging Details: Customized Packaging
- Delivery Time: 30-50 working days
- Payment Terms: T/T, Western Union
- Supply Ability: 100 PCS/70-90 days



### Product Specification

- Wavelength Range: 200nm-1100nm
- Detector Type: Linear Array CMOS, Hamamatsu S11639
- Optical Design: Type M C-T Light Path
- Grating Slits: 10μm, 25μm, 50μm, 100μm, 200μm (customizable)
- Weight: 310g
- Dimension: 110mm\*95mm\*43mm
- Interface: USB 2.0
- Optical Interface: FC/PC Or SMA905
- Highlight: 200nm Spectrometer, 2048 Pixels Spectrometer, 1100nm Spectrometer



### More Images



## Miniature Fiber Optic Modular Spectrometer JINSP SR75C

JINSP multi-purpose compact fiber optic spectrometer is characterized by small size, high performance, cost-effective, and versatility. It is well suited for building various common spectral measurement systems, enabling reflection, transmission, and absorption spectra in the range of 200nm to 1100 nm.

The spectrometer employs the industry's highest-quality diffraction blazed grating and excellent optical design to ensure high optical luminous flux (throughput) and improve weak signal detection capabilities. Replacing diffraction gratings with different line densities, high-resolution spectral detection can be achieved in the ultraviolet, visible, and near-infrared bands. Equipped with a 2048-pixel high quantum efficiency CMOS chip and a professional high-speed, low-noise signal acquisition and processing circuit, it delivers optimal spectral signal-to-noise ratio.

JINSP provide total customizing solutions as well according to user's application requirements.

### High-resolution Fiber Optic Spectrometer

High resolution Low noise

# SR75C



No	Item	Description
1	Chip Type	Linear array CMOS, Hamamatsu S11639
2	Effective Pixel	2048
3	Sensing Area	28.7mm *0.2mm

4	Optical Design	M Type C-T light path
5	Numerical Aperture	0.085
6	Entrance Slit Width	10μm, 25μm, 50μm, 100μm, 200μm (customizable)
7	Dimensions	110mm*95mm*40.5mm
8	Weight	310g

## List of Product Models



Model	Spectral Range (nm)	Resolution (nm)	Slit (μm)
SR75C-G02	510~1000 (VIS-NIR)	0.8	25
		0.5	10
SR75C-G04	200~450(UV)	0.3-0.5	25
SR75C-G06	330~570 (VIS)		
SR75C-G07	550~750(VIS)	0.2-0.3	10
SR75C-G08	750-900(NR)		
SR75C-G09	180~340 (UV)	0.3	25
SR75C-G10	500~600(VIS)	0.15~0.2	10

## Typical Applications

Absorption, transmittance, and reflectance detection In ultraviolet, visible, and near-infrared range;

Detection of light source and laser wavelength;

OEM product module:

LIBS – analysis of soil and minerals for geological testing and mining-related work

Online monitoring of water quality and environmental protection - organic matter and oxygen content in water


Flue gas - Monitoring and identification of flue gas emission components

# Typical Applications




Flue Gas: Monitoring and identification of components in flue gas emissions.

Detection of absorbance, transmittance, and reflectance in ultraviolet, visible, and near-infrared spectra



LIBS: Used for analyzing soil and minerals in geological detection and mining-related work.

Water Quality and Environmental Protection: Online monitoring of organic substances and dissolved oxygen levels in environmental water.



Light source and laser wavelength identification

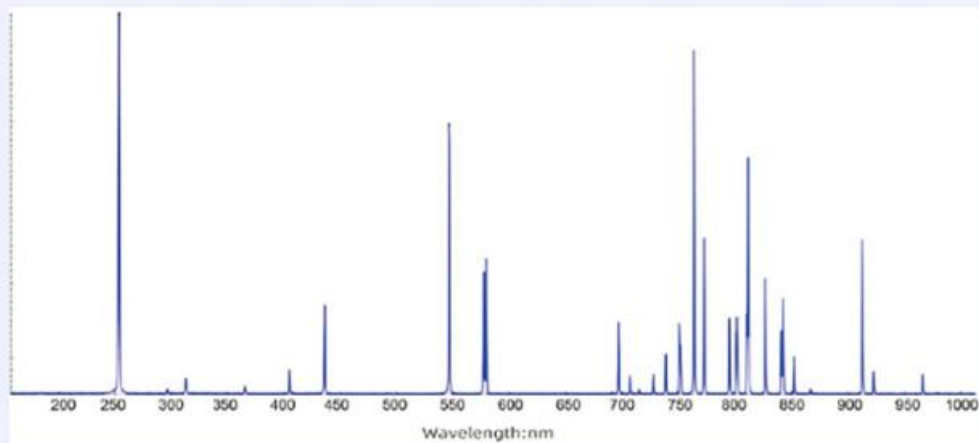
## Technical Characteristics

- Wide Spectral Range Supports customized spectrum range of 200-1000nm
- High Signal-to-Noise Ratio Low-noise CMOS signal processing circuit, with excellent signal-to-noise ratio
- High Resolution M-shape C-T optical design

## Technical Characteristics

## Wide Spectral Range

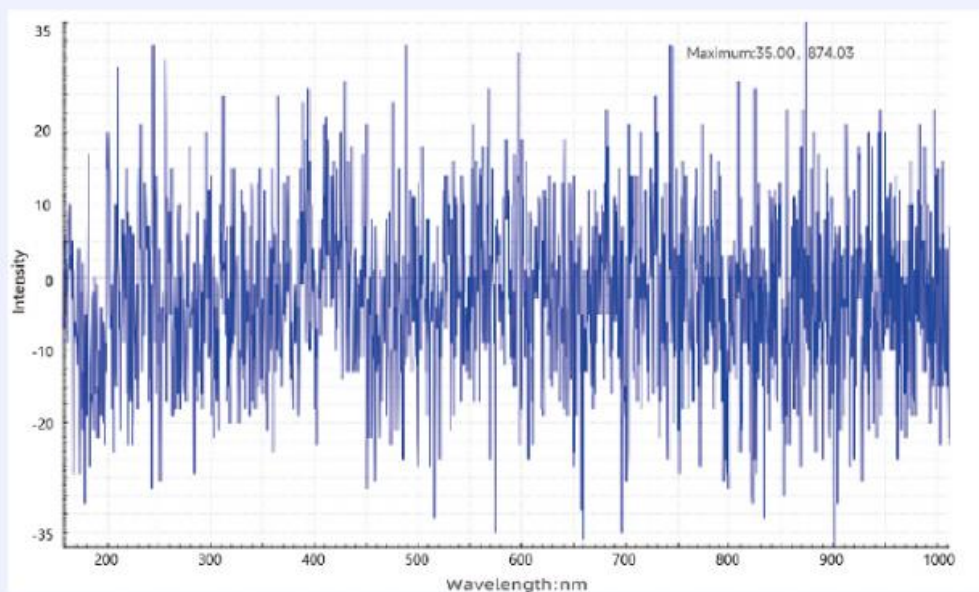
Supports customized spectrum range of 200-1000nm



Test results and applications in the range of 200~1000nm

## High Signal-to-Noise Ratio

Low-noise CMOS signal processing circuit, with excellent signal-to-noise ratio



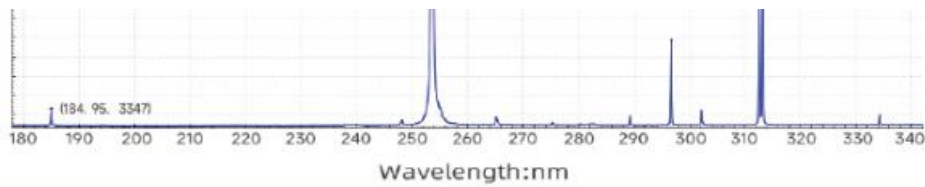
Low Noise: Dark noise standard deviation is approximately 20 for 10ms

## High Resolution

M-shape C-T optical design



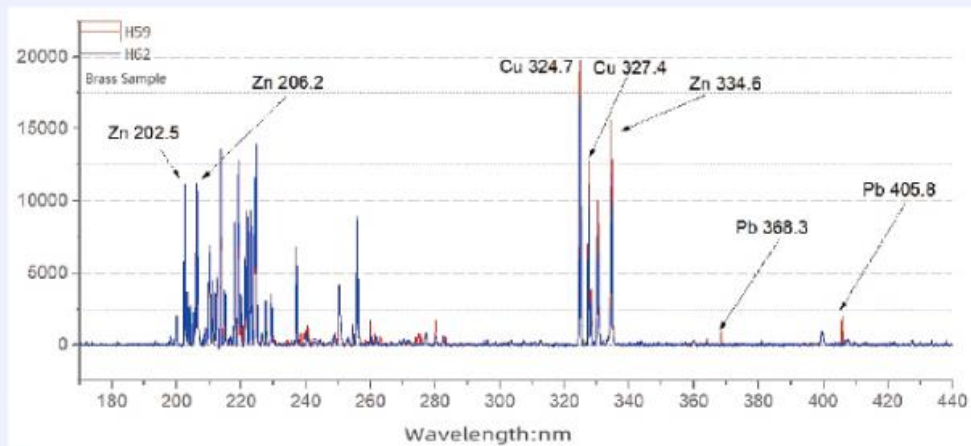




Mercury-Argon Lamp Spectrum (UV 180340nm, Resolution 0.15nm)

## Flexible Application

Supports output of spectrum data via USB and serial port, to integrate the applications



LIBS Mineral User Test Results

JINSP Company Limited has won the National Science and Technology Commission's Scientific and Technological Achievement Appraisal Certificate and the China Patent Excellence Award, and related products have been obtained has won authoritative awards such as the Geneva International Invention Award, the Beijing New Technology and New Product Certificate, and the "Innovation Achievement Award" of the Zhu Liangyi Analytical Instrument Innovation Award.GB/T 40219-2021 "General Specification for Raman Spectrometer".

# Company Profile



# Exhibition



# Certifications





**Q1: Is the price of this product negotiable?**

A1: Yes, the price of this product is negotiable.

**Q2: What are the payment terms for this product?**

A2: The payment terms for this product are T/T and Western Union.

**Q3: What is the supply ability for this product?**

A3: The supply ability for this product is 100 PCS/70-90 days.

**Q4: How long does it take to deliver this product?**

A4: The delivery time for this product is 30-50 working days.

**Q5: How is this product packaged?**

A5: This product is packaged according to customized packaging.



JINSP

JINSP Company Ltd.



8618620854039



phoebeyu@jinsptech.com



spectralanalyser.com

21st Floor, Building D, Tsinghua Tongfang Science and Technology Plaza, Haidian District, Beijing China