

## Qualitative Identification of Compounds RS1500DI Handheld Raman Spectrometer for Chemical and Pharmaceutical Inspection

### Our Product Introduction

for more products please visit us on [spectralanalyser.com](http://spectralanalyser.com)

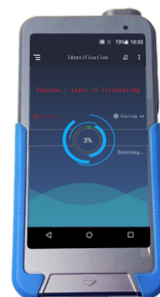
#### Basic Information

- Place of Origin: CHINA
- Brand Name: JINSP
- Certification: ISO9001 CE
- Model Number: RS1500DI
- Minimum Order Quantity: 1
- Price: Negotiable
- Packaging Details: Customized Packaging
- Delivery Time: 30-40 working days
- Payment Terms: T/T, Western Union
- Supply Ability: 5PCS/30-40 days



#### Product Specification

- Laser Wavelength: 1064nm
- Response Speed: ~15s
- Function: Qualitative Identification Of Compounds
- Spectral Library: 20000
- Data Format: SPC / Txt / Csv / JPEG / PDF
- Survivability: IP68
- Highlight: **Chemical Handheld Raman Spectrometer, raman spectrometer portable, Pharmaceutical Handheld Raman Spectrometer**



#### More Images



**RS1500DI Handheld Raman Spectrometer**

JINSP's RS1500DI enables thorough inspection of each package of raw and packaging materials, helping pharmaceutical companies to quickly process and release materials. The device's 1064nm laser offers a broad detection range, especially for fluorescent materials like amino acids, coenzymes, and cellulose. Compliance with FDA 21 CFR Part 11 and GMP is also ensured.

*perform 100% package-by-package inspection*

**Handheld Raman Spectrometer**

**RS1500DI**



RS1500DI is compliant with relevant regulations  
such as FDA 21CFR Part11 and GMP

Item	Description
Laser	1064nm
Size	176mm*87mm*33mm
Weight	730g
Connection	Wi-Fi,4G,Bluetooth,Micro-USB
Operation	5' Touch Screen,big button,intuitive man-machine interface operation
Power Supply	Rechargeable lithium battery,4-6h
Detection Range	Chemical ram materials;Pharmaceutical excipients;Packing materials;Biochemical raw materials;Pigment excipients
Result	Name,Property,Spectrum,MSDS,Result-report

**Technical Features**

Instant identification: results available within seconds

Non-destructive analysis: works through multiple packaging barriers

Lightweight design: enables flexible movement in various environments  
Direct detection: eliminates need for sample preparation  
Precision recognition: advanced AI ensures accurate identification

# Technical Features

---



## 『 Wide detection range 』

chemical and biochemical raw materials and pigments can be identified

---

## 『 Convenient 』

it can directly detect through glass, woven bag, paper bag, plastic and other packaging

---



## 『 Compact and lightweight 』

It can be moved flexibly in warehouses, material preparation rooms, and production workshops etc.

---

## 『 Quick response 』

identification can be completed within seconds

---



## 『 No need to take samples 』

no need to transfer raw and auxiliary materials to the sampling room, which can avoid sampling pollution

---

## 『 Identification accuracy 』

Advanced machine learning algorithm supports accurate recognition

---





## Wide Detection Range

- Chemical raw materials: aspirin, folic acid, nicotinamide, etc.
- Pharmaceutical excipients: salts, alkalis, sugars, esters, alcohols, phenols, etc.
- Packaging materials: polyethylene, polypropylene, polycarbonate, ethylene-vinyl acetate copolymer, etc.

Compared with ordinary 785nm Raman, it has stronger detection ability

- Biochemical raw materials: amino acids and their derivatives, enzymes and coenzymes, proteins, etc.
- Pigment excipients: carmine, carotene, curcuminchlorophyll, etc.
- Other polymer excipients: gelatin, microcrystalline cellulose, etc.

## Product Advantages

### - Wide detection range -

#### ◆ Chemical raw materials

aspirin, acetaminophen, folic acid, nicotinamide, etc.

#### ◆ Pharmaceutical excipients

salts, alkalis, sugars, esters, alcohols, phenols, etc.

#### ◆ Packaging materials

polyethylene, polypropylene, polycarbonate, ethylene-vinyl acetate copolymer, etc.

#### ◆ Biochemical raw materials

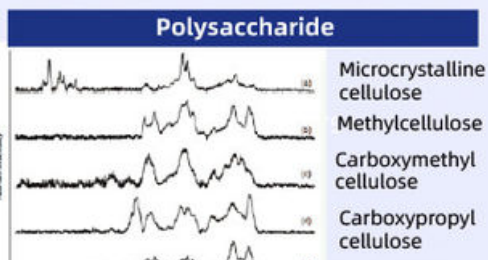
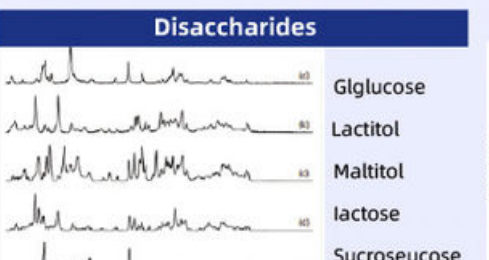
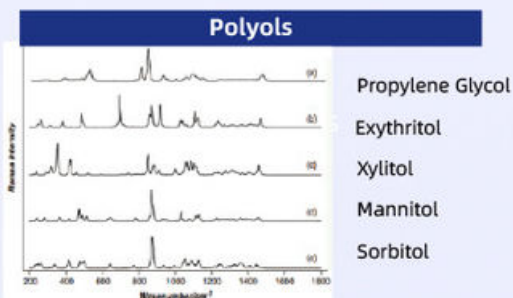
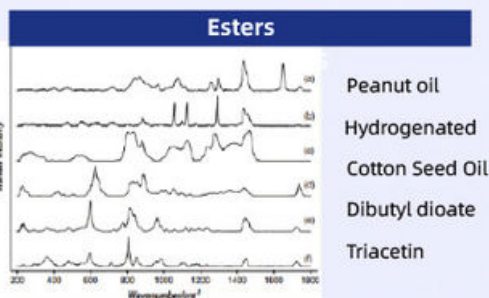
amino acids and their derivatives, enzymes and coenzymes, proteins, etc.



#### ◆ Pigment excipients

carmine, carotene, curcuminchlorophyll, etc.

#### ◆ Other polymer excipients

gelatin, microcrystalline cellulose, etc.





Carboxypropyl

## - No sampling required -

It can directly detect through woven bags, plastic, glass, paper packaging, and other types of packaging.



Woven Bag




Plastic Packaging



Plastic Barrel



Plastic Barrel



Paper Packaging

## - Wide application area -

Compact and lightweight, a single device can fulfill the requirements of multiple environments, including warehouses, material preparation rooms, and production workshops.



company's core key technologies have reached the international leading position at the level, and the cumulative number of patent applications exceeded 200.

JINSP offers over twenty spectroscopic products across various fields, including pharmaceutical and chemical industries, public security, and customs. Products are available nationwide and are exported to over 30 countries, with cumulative sales exceeding 3,000 units.


Benefit from 30+ R&D engineers, including 4 Ph.D., JINSP is deeply rooted in the field of personalized product customization, and is committed to meeting the diverse and unique needs of customers with excellent professional technology and innovative design capabilities.

## Company Profile





# Exhibition



# Certifications





## FAQ:

**Q: What is the brand name of the pharmaceutical spectrometer?**

A: The brand name of the **pharmaceutical spectrometer** is JINSP.

**Q: What is the model number of pharmaceutical rapid identification?**

A: The model number of the **pharmaceutical spectrometer** is RS1000DI.

**Q: Is the pharmaceutical rapid identification Spectrometer certified?**

A: Yes, It certified with CE.



**JINSP Company Ltd.**



8618620854039



phoebeyu@jinsptech.com



spectralanalyser.com

21st Floor, Building D, Tsinghua Tongfang Science and Technology Plaza, Haidian District, Beijing China